

Monthly Report



July 2008

TABLE OF CONTENTS

| | |
|---|-------|
| Reporting Period Crime/Incident Reports: Total by Category & District | Pg 3 |
| Reporting Period Property Stolen & Recovered Report: Totals | Pg 4 |
| Reporting Period Officers Injured, Killed or Assaulted: Totals | Pg 5 |
| Reporting Period Enforcement Action: State/Criminal Arrest Total | Pg 6 |
| Reporting Period Enforcement Action: Ordinance Citation Total | Pg 7 |
| Patrol Operations: Extra Patrol Total Hours by District & Location | Pg 8 |
| Patrol Operations: Extra Patrol Detail Summary | Pg 9 |
| Patrol Operations: Directed Area Patrol Totals by District & Location | Pg 10 |
| Patrol Operations: Directed Area Patrol Detail Summary | Pg 11 |
| Patrol Operations Report: Traffic Accidents Community Total by District | Pg 12 |
| Patrol Operations: Parking Enforcement, Abandoned Vehicles, House Checks, Business Checks, & Open Doors | Pg 13 |
| Financial Information | Pg 14 |
| Overtime Analysis | Pg 15 |
| Overtime Comparison | Pg 16 |

****KEY: RP = Reporting Period YTD = Year to Date
 LYRP = Last Year Reporting Period LYTD = Last Year to Date
 LRP = Last Reporting Period

IMPORTANT NOTE: The numbers reflected in this report are based specifically on total actuals and are NOT reflective of per capita statistics.

Reporting Period Crime/Incident Reports: Total by Category And District

| | Crimes Against Persons | Crimes Against Property | Crimes Against Peace & Order | Domestic Violence | Traffic Complaint | Animal Complaint | Juveniles | Other | RP Totals | LRP Totals | % Change | LYRP Totals | % Change |
|--------------------|------------------------|-------------------------|------------------------------|-------------------|-------------------|------------------|-----------|-------|-----------|------------|----------|-------------|----------|
| District 1/Grid 1 | 0 | 0 | 3 | 0 | 3 | 0 | 0 | 1 | 7 | 3 | 133.3% | 5 | 40.0% |
| District 1/Grid 2 | 2 | 3 | 7 | 0 | 4 | 0 | 0 | 10 | 26 | 28 | -7.1% | 28 | -7.1% |
| District 1/Grid 3 | 0 | 0 | 0 | 0 | 0 | 0 | 0 | 1 | 1 | 1 | 0.0% | 3 | -66.7% |
| District 1/Grid 4 | 0 | 0 | 1 | 0 | 4 | 0 | 0 | 4 | 9 | 10 | -10.0% | 23 | -60.9% |
| District 1/Grid 10 | 0 | 0 | 0 | 0 | 0 | 0 | 0 | 0 | 0 | 0 | 0.0% | 0 | 0.0% |
| District 1/Grid 11 | 1 | 2 | 3 | 0 | 15 | 0 | 0 | 12 | 33 | 42 | -21.4% | 35 | -5.7% |
| District 1/Grid 12 | 0 | 0 | 0 | 0 | 0 | 0 | 0 | 2 | 2 | 1 | 100.0% | 5 | -60.0% |
| District 2/Grid 5 | 1 | 5 | 11 | 0 | 25 | 6 | 0 | 26 | 74 | 63 | 17.5% | 52 | 42.3% |
| District 2/Grid 16 | 0 | 0 | 0 | 0 | 0 | 0 | 0 | 0 | 0 | 0 | 0.0% | 8 | -800.0% |
| District 3/Grid 6 | 1 | 3 | 5 | 1 | 13 | 1 | 0 | 25 | 49 | 50 | -2.0% | 48 | 2.1% |
| District 4/Grid 7 | 2 | 11 | 11 | 1 | 5 | 8 | 1 | 8 | 47 | 38 | 23.7% | 41 | 14.6% |
| District 4/Grid 15 | 0 | 0 | 0 | 0 | 0 | 0 | 0 | 0 | 0 | 0 | 0.0% | 0 | 0.0% |
| District 5/Grid 8 | 1 | 10 | 6 | 1 | 12 | 2 | 1 | 29 | 62 | 32 | 93.8% | 38 | 63.2% |
| District 6/Grid 9 | 3 | 5 | 9 | 1 | 8 | 2 | 2 | 28 | 58 | 80 | -27.5% | 49 | 18.4% |
| District 6/Grid 13 | 0 | 0 | 0 | 0 | 0 | 0 | 0 | 0 | 0 | 0 | 0.0% | 0 | 0.0% |
| District 6/Grid 14 | 0 | 0 | 0 | 0 | 0 | 0 | 0 | 0 | 0 | 0 | 0.0% | 1 | -100.0% |
| Other | 0 | 0 | 0 | 0 | 0 | 0 | 0 | 4 | 4 | 6 | -33.3% | 7 | -42.9% |
| TOTALS | 11 | 39 | 56 | 4 | 89 | 19 | 4 | 150 | 372 | 354 | 5.1% | 343 | 8.5% |

Reporting Period Property Stolen & Recovered Report: Totals

Value of Property Stolen

| | RP Totals | LRP Totals | LYRP Totals |
|--------------------|--------------------|--------------------|------------------|
| District 1/Grid 1 | \$ - | \$ - | \$ - |
| District 1/Grid 2 | \$ 250.00 | \$ - | \$ - |
| District 1/Grid 3 | \$ - | \$ - | \$ - |
| District 1/Grid 4 | \$ - | \$ 20.00 | \$ - |
| District 1/Grid 10 | \$ - | \$ - | \$ - |
| District 1/Grid 11 | \$ 187.00 | \$ 39.00 | \$ 100.00 |
| District 1/Grid 12 | \$ - | \$ - | \$ - |
| District 2/Grid 5 | \$ 200.00 | \$ 164.00 | \$ 58.00 |
| District 2/Grid 16 | \$ - | \$ - | \$ - |
| District 3/Grid 6 | \$ 30.00 | \$ - | \$ - |
| District 4/Grid 7 | \$ 564.00 | \$ 1,900.00 | \$ 200.00 |
| District 4/Grid 15 | \$ - | \$ - | \$ - |
| District 5/Grid 8 | \$ 300.00 | \$ 1,110.00 | \$ 8.00 |
| District 6/Grid 9 | \$ 1,765.00 | \$ 1,800.00 | \$ - |
| District 6/Grid 13 | \$ - | \$ - | \$ - |
| District 6/Grid 14 | \$ - | \$ - | \$ - |
| TOTALS | \$ 3,296.00 | \$ 5,033.00 | \$ 366.00 |

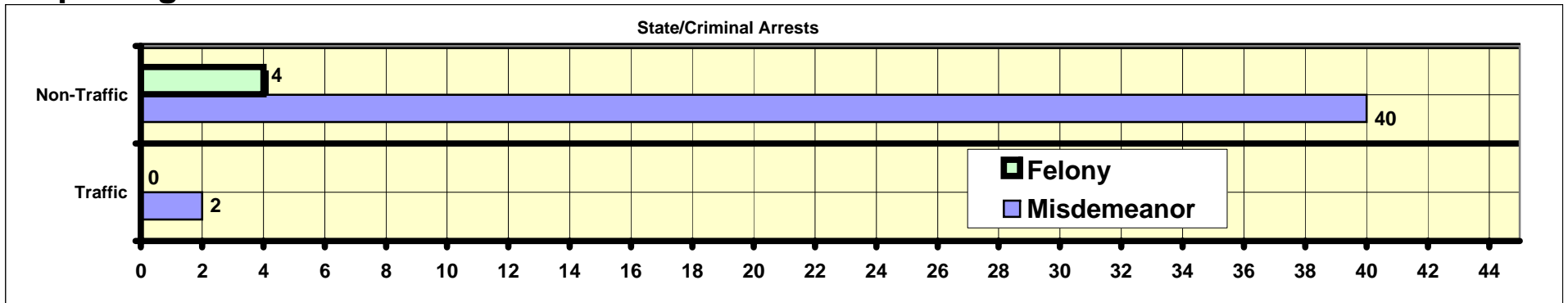
Value of Property Recovered

| | RP Totals | LRP Totals | LYRP Totals |
|--------------------|------------------|-----------------|------------------|
| District 1/Grid 1 | \$ - | \$ - | \$ - |
| District 1/Grid 2 | \$ - | \$ - | \$ - |
| District 1/Grid 3 | \$ - | \$ - | \$ - |
| District 1/Grid 4 | \$ - | \$ 20.00 | \$ - |
| District 1/Grid 10 | \$ - | \$ - | \$ - |
| District 1/Grid 11 | \$ - | \$ - | \$ - |
| District 1/Grid 12 | \$ - | \$ - | \$ - |
| District 2/Grid 5 | \$ - | \$ 7.00 | \$ 100.00 |
| District 2/Grid 16 | \$ - | \$ - | \$ - |
| District 3/Grid 6 | \$ - | \$ - | \$ - |
| District 4/Grid 7 | \$ 400.00 | \$ - | \$ - |
| District 4/Grid 15 | \$ - | \$ - | \$ - |
| District 5/Grid 8 | \$ - | \$ - | \$ - |
| District 6/Grid 9 | \$ 320.00 | \$ - | \$ - |
| District 6/Grid 13 | \$ - | \$ - | \$ - |
| District 6/Grid 14 | \$ - | \$ - | \$ - |
| TOTALS | \$ 720.00 | \$ 27.00 | \$ 100.00 |

Reporting Period Officers Injured, Killed or Assaulted: Totals

| | 2008 July Totals | Year to Date Totals | 2007 July Totals | Last Year to Date Totals |
|------------------------|------------------|---------------------|------------------|--------------------------|
| Use of Force Incidents | 0 | 3 | 1 | 9 |
| Officers Involved | 0 | 7 | 3 | 16 |
| Officers Injured | 0 | 0 | 0 | 0 |
| Officers Killed | 0 | 0 | 0 | 0 |
| Officers Assaulted | 0 | 0 | 0 | 0 |
| Subjects Involved | 0 | 3 | 0 | 7 |
| Subjects Injured | 0 | 0 | 0 | 0 |

Reporting Period Enforcement Action: Total

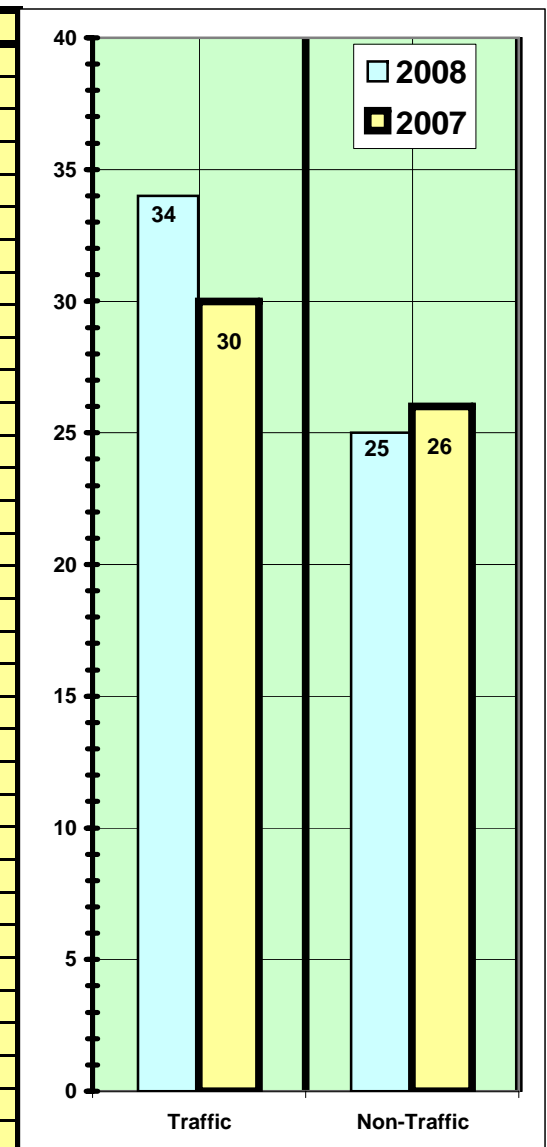


State/Criminal Arrests

| VIOLATION | Misdemeanor | Felony | 2008 Monthly Total | 2007 Monthly Total |
|---|-------------|----------|--------------------|--------------------|
| Disorderly Conduct | 6 | 0 | 6 | 0 |
| Theft | 6 | 0 | 6 | 2 |
| Carry False ID | 0 | 0 | 0 | 1 |
| Battery | 1 | 0 | 1 | 2 |
| Operate Motor Vehicle Without Owner's Consent | 0 | 1 | 1 | 0 |
| Resisting/Obstructing an Officer | 1 | 0 | 1 | 1 |
| Criminal Damage to Property | 16 | 0 | 16 | 0 |
| Alter Identifying Marks | 1 | 0 | 1 | 0 |
| Receive Stolen Property | 1 | 0 | 1 | 0 |
| Burglary | 4 | 0 | 4 | 0 |
| Lewd & Lascivious Behavior | 2 | 0 | 2 | 0 |
| Negligent Handling of Burning Materials | 1 | 0 | 1 | 0 |
| Physical Abuse of a Child | 0 | 1 | 1 | 0 |
| Possession of a Schedule II Narcotic | 0 | 1 | 1 | 0 |
| Battery to Medical Care Provider | 0 | 1 | 1 | 0 |
| Warrants | 1 | 0 | 1 | 2 |
| Operating Motor Vehicle While Intoxicated | 1 | 0 | 1 | 1 |
| Operating Motor Vehicle While Intoxicated - PAC | 0 | 0 | 0 | 1 |
| Operating After Revocation | 0 | 0 | 0 | 2 |
| Operate without Valid DL | 1 | 0 | 1 | 0 |
| Totals | 42 | 4 | 46 | 12 |

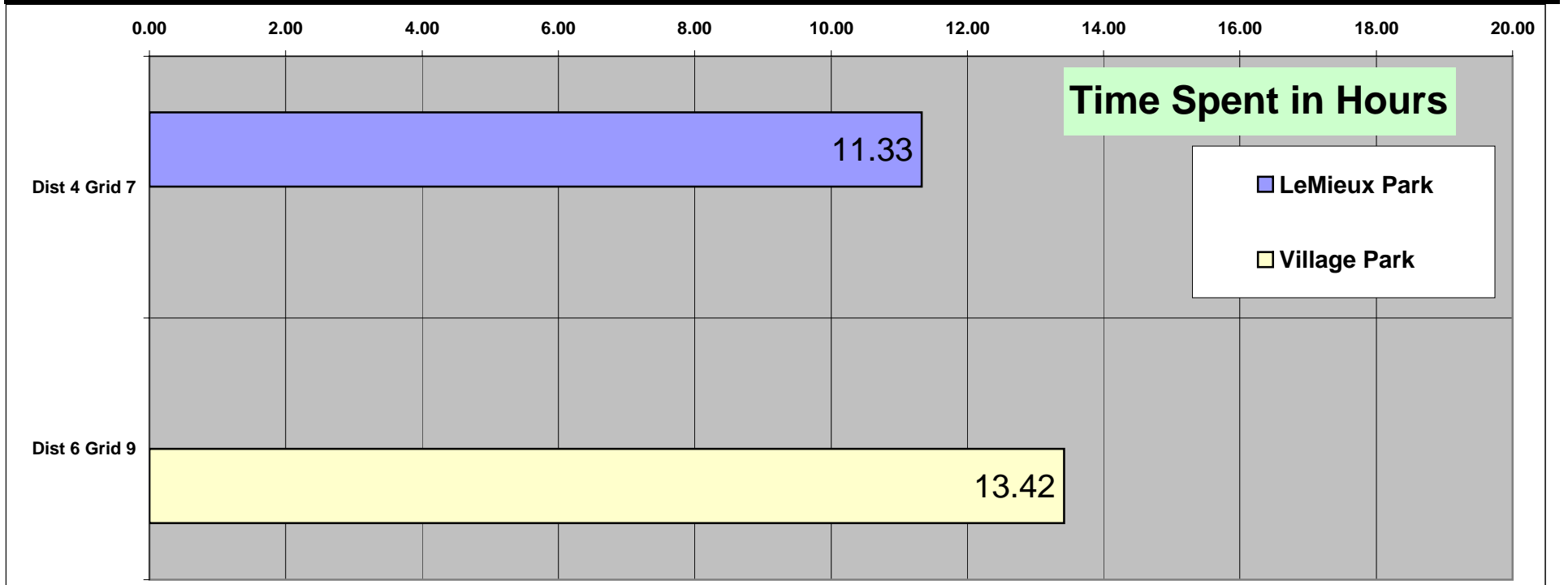
Reporting Period Enforcement Action: NON-CRIMINAL ARRESTS AND CITATIONS TOTALS

| VIOLATION | 2008 Monthly Total | 2007 Monthly Total |
|---|--------------------|--------------------|
| Disorderly Conduct | 1 | 9 |
| Underage Possession of Tobacco Products | 1 | 0 |
| Cause Loud & Unnecessary Noise | 1 | 0 |
| Trespassing | 1 | 0 |
| Speeding - Private Property | 3 | 1 |
| Deface/Destroy Property | 5 | 0 |
| Failure to Obey Stop Sign - Private Property | 1 | 0 |
| Use Illegal Fireworks | 1 | 0 |
| Possession of Marijuana | 1 | 1 |
| Harbor Animal that is Public Nuisance | 0 | 1 |
| Possess/Use of Illegal Fireworks | 0 | 3 |
| Curfew Violation | 4 | 1 |
| Retail Theft | 1 | 0 |
| Underage Possession/Consumption of Alcohol | 2 | 4 |
| Resisting/Obstructing an Officer | 3 | 4 |
| Theft | 0 | 2 |
| Operating MV while Intoxicated | 3 | 1 |
| Operating MV while Intoxicated - PAC | 2 | 1 |
| Speeding | 6 | 12 |
| Auto Following too Closely | 0 | 1 |
| Operating After Suspension | 4 | 6 |
| Operating After Revocation | 1 | 1 |
| Unsafe Lane Deviation | 0 | 1 |
| Operate Play Vehicle on Roadway | 0 | 2 |
| Operate w/o Valid Motorcycle Driver's License | 0 | 1 |
| Inattentive Driving | 0 | 1 |
| Vehicle Operated After Registration Suspended | 2 | 1 |
| Violation of License Restriction | 0 | 1 |
| Operate MV w/o Valid Driver's License | 2 | 1 |
| Seatbelt | 2 | 0 |
| Failure to Obey Stop Sign | 2 | 0 |
| Permit Unauthorized Minor to Drive | 1 | 0 |
| Non-Registration | 5 | 0 |
| Minor Transporting Intoxicants in Motor Vehicle | 1 | 0 |
| Disorderly Conduct with Motor Vehicle | 1 | 0 |
| Failure to Yield Right of Way | 1 | 0 |
| Fail to Display License Plates | 1 | 0 |
| Totals | 59 | 56 |



Patrol Operations: Extra Patrol Total Hours by District & Location

| | Dist 1 Grid 1 | Dist 1 Grid 2 | Dist 1 Grid 3 | Dist 1 Grid 4 | Dist 1 Grid 10 | Dist 1 Grid 11 | Dist 1 Grid 12 | Dist 2 Grid 5 | Dist 2 Grid 16 | Dist 3 Grid 6 | Dist 4 Grid 7 | Dist 4 Grid 15 | Dist 5 Grid 8 | Dist 6 Grid 9 | Dist 6 Grid 13 | Dist 6 Grid 14 | Other | RP Totals | LRP Totals | LYRP Totals |
|--------------------|------------------|------------------|------------------|------------------|-------------------|-------------------|-------------------|------------------|-------------------|------------------|------------------|-------------------|------------------|------------------|-------------------|-------------------|-------|--------------|---------------|----------------|
| 325 McKinley St | | | | | | | | | | | | | | | | | | 0.00 | 0.08 | 0.00 |
| 1115 Thurke Av | | | | | | | | | | | | | | | | | | 0.00 | 2.00 | 0.00 |
| 923 Minnesota Av | | | | | | | | | | | | | | | | | | 0.00 | 0.42 | 0.00 |
| Village Park | | | | | | | | | | | | | | 13.42 | | | | 13.42 | 13.17 | 0.00 |
| LeMieux Park | | | | | | | | | | | 11.33 | | | | | | | 11.33 | 12.92 | 0.00 |
| Gaslight Terrace | | | | | | | | | | | | | | | | | | 0.00 | 1.42 | 5.33 |
| Lakeshore Terrace | | | | | | | | | | | | | | | | | | 0.00 | 0.00 | 3.75 |
| 1504 Minnesota Av | | | | | | | | | | | | | | | | | | 0.00 | 0.00 | 1.92 |
| TOTAL HOURS | 0 | 0 | 0 | 0 | 0 | 0 | 0 | 0 | 0 | 0 | 11.33 | 0 | 0 | 13.42 | 0 | 0 | 0 | 24.75 | 30.01 | 11.00 |



NOTE: Addresses or intersections are used for activity tracking purposes and may not be reflective of the total area monitored.

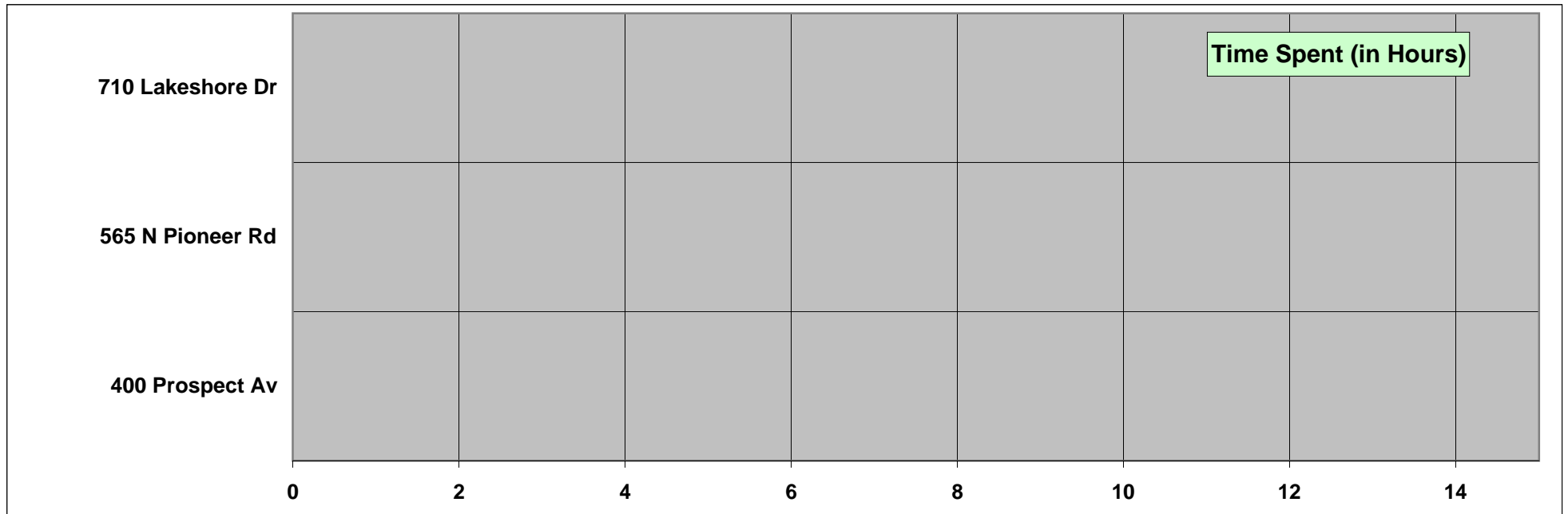
Patrol Operations: Extra Patrol Detail Summary

| Addresses | Cause/Summary | Contacts | Status |
|--------------|-----------------------------------|----------|--------|
| LeMieux Park | Vandalism to Playground Equipment | 0 | Active |
| Village Park | Vandalism to Playground Equipment | 0 | Active |
| | | | |
| | | | |
| | | | |
| | | | |

NOTE: Addresses or intersections are used for activity tracking purposes and may not be reflective of the total area monitored.

Patrol Operations: Directed Area Patrol Totals Hours by District & Location

| | Dist 1 Grid 1 | Dist 1 Grid 2 | Dist 1 Grid 3 | Dist 1 Grid 4 | Dist 1 Grid 10 | Dist 1 Grid 11 | Dist 1 Grid 12 | Dist 2 Grid 5 | Dist 2 Grid 16 | Dist 3 Grid 6 | Dist 4 Grid 7 | Dist 4 Grid 15 | Dist 5 Grid 8 | Dist 6 Grid 9 | Dist 6 Grid 13 | Dist 6 Grid 14 | Other | RP Totals | LRP Totals | LYRP Totals |
|--------------------|------------------|------------------|------------------|------------------|-------------------|-------------------|-------------------|------------------|-------------------|------------------|------------------|-------------------|------------------|------------------|-------------------|-------------------|-------|--------------|---------------|----------------|
| 400 Prospect Av | | | | | | | | | | | | | | | | | | 0 | 0 | 35.5 |
| 565 N Pioneer Rd | | | | | | | | | | | | | | | | | | 0 | 0 | 14 |
| 710 Lakeshore Dr | | | | | | | | | | | | | | | | | | 0 | 0 | 26.92 |
| Gaslight Terrace | | | | | | | | | | | | | | | | | | 0 | 0 | 18.17 |
| TOTAL HOURS | 0 | 0 | 0 | 0 | 0 | 0 | 0 | 0 | 0 | 0 | 0 | 0 | 0 | 0 | 0 | 0 | 0 | 0 | 0 | 94.59 |



NOTE: Addresses or intersections are used for activity tracking purposes and may not be reflective of the total area monitored.

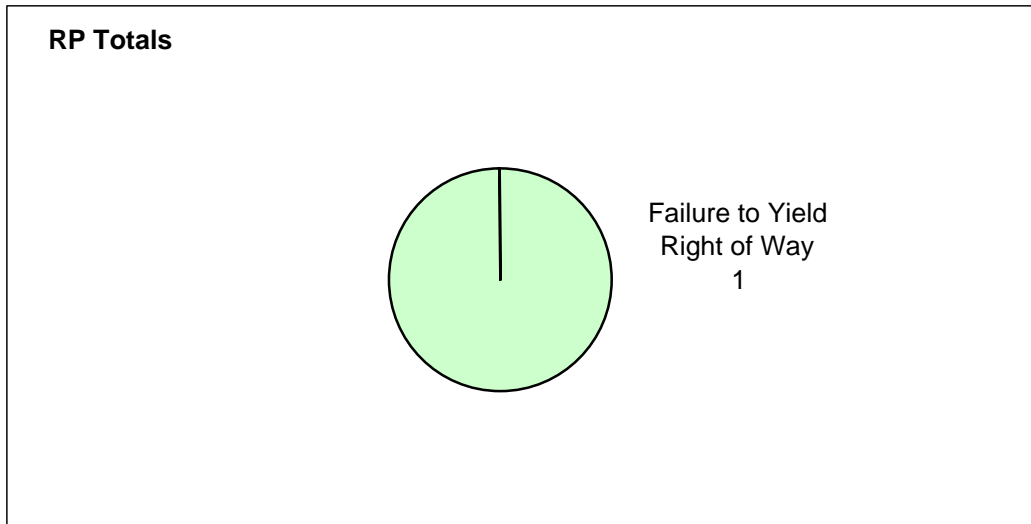
Patrol Operations: Directed Area Patrol Detail Summary

| Addresses | Cause/Summary | Contacts | Status |
|-----------|-------------------|----------|--------|
| | None in July 2008 | | |
| | | | |
| | | | |
| | | | |

NOTE: Addresses or intersections are used for activity tracking purposes and may not be reflective of the total area monitored.

Patrol Operations: Traffic Accidents Community Total

| | Reportable | Non-Reportable | RP Totals | LRP Totals | % Change | LYRP Totals | % Change | Hit & Run | Injuries | Fatalities | RP Totals | LRP Totals | % Change | LYRP Totals | % Change |
|--------------------|------------|----------------|-----------|------------|-------------|-------------|---------------|-----------|----------|------------|-----------|------------|---------------|-------------|-------------|
| District 1/Grid 1 | 0 | 0 | 0 | 0 | 0.0% | 0 | 0.0% | 0 | 0 | 0 | 0 | 0 | 0.0% | 0 | 0.0% |
| District 1/Grid 2 | 0 | 1 | 1 | 0 | 100.0% | 0 | 100.0% | 0 | 0 | 0 | 0 | 0 | 0.0% | 0 | 0.0% |
| District 1/Grid 3 | 0 | 0 | 0 | 0 | 0.0% | 0 | 0.0% | 0 | 0 | 0 | 0 | 0 | 0.0% | 0 | 0.0% |
| District 1/Grid 4 | 0 | 0 | 0 | 0 | 0.0% | 0 | 0.0% | 0 | 0 | 0 | 0 | 0 | 0.0% | 0 | 0.0% |
| District 1/Grid10 | 0 | 0 | 0 | 0 | 0.0% | 0 | 0.0% | 0 | 0 | 0 | 0 | 0 | 0.0% | 0 | 0.0% |
| District 1/Grid11 | 0 | 0 | 0 | 2 | -200.0% | 1 | -100.0% | 0 | 0 | 0 | 0 | 0 | 0.0% | 0 | 0.0% |
| District 1/Grid12 | 0 | 0 | 0 | 0 | 0.0% | 0 | 0.0% | 0 | 0 | 0 | 0 | 0 | 0.0% | 0 | 0.0% |
| District 2/Grid 5 | 0 | 1 | 1 | 1 | 100.0% | 3 | -66.7% | 0 | 0 | 0 | 0 | 0 | 0.0% | 0 | 0.0% |
| District 2/Grid 16 | 0 | 0 | 0 | 0 | 0.0% | 0 | 0.0% | 0 | 0 | 0 | 0 | 0 | 0.0% | 0 | 0.0% |
| District 3/Grid 6 | 1 | 2 | 3 | 1 | 200.0% | 1 | 200.0% | 1 | 0 | 0 | 1 | 1 | 0.0% | 0 | 0.0% |
| District 4/Grid 7 | 0 | 0 | 0 | 1 | -100.0% | 0 | 0.0% | 0 | 0 | 0 | 0 | 1 | -100.0% | 0 | 0.0% |
| District 4/Grid 15 | 0 | 0 | 0 | 0 | 0.0% | 0 | 0.0% | 0 | 0 | 0 | 0 | 0 | 0.0% | 0 | 0.0% |
| District 5/Grid 8 | 0 | 1 | 1 | 0 | 100.0% | 1 | 0.0% | 0 | 0 | 0 | 0 | 0 | 0.0% | 0 | 0.0% |
| District 6/Grid 9 | 0 | 0 | 0 | 1 | -100.0% | 3 | -300.0% | 0 | 0 | 0 | 0 | 1 | -100.0% | 0 | 0.0% |
| District 6/Grid 13 | 0 | 0 | 0 | 0 | 0.0% | 0 | 0.0% | 0 | 0 | 0 | 0 | 0 | 0.0% | 0 | 0.0% |
| District 6/Grid 14 | 0 | 0 | 0 | 0 | 0.0% | 0 | 0.0% | 0 | 0 | 0 | 0 | 0 | 0.0% | 0 | 0.0% |
| Other | 0 | 0 | 0 | 0 | 0.0% | 0 | 0.0% | 0 | 0 | 0 | 0 | 0 | 0.0% | 0 | 0.0% |
| TOTALS | 1 | 5 | 6 | 6 | 0.0% | 9 | -33.3% | 1 | 0 | 0 | 1 | 3 | -66.7% | 0 | 0.0% |



**Patrol Operations: Parking Enforcement, Abandoned Vehicles, House Checks, Business Checks,
Business Checks, SIFA/1037 (Self Initiated Field Activity/Suspicious) & Open Doors**

| Parking Enforcement | | | | | | House Checks | | | | | Abandoned Vehicles | | | | |
|---------------------|-----------|------------|-------------|-------------|-------------|--------------|------------|------------|-------------|-------------|--------------------|------------|-------------|-------------|-------------|
| DISTRICTS | RP Totals | LRP Totals | % Change | LYRP Totals | % Change | RP Totals | LRP Totals | % Change | LYRP Totals | % Change | RP Totals | LRP Totals | % Change | LYRP Totals | % Change |
| District 1/Grid 1 | 0 | 0 | 0% | 0 | 0% | 0 | 0 | 0% | 12 | -1200% | 0 | 0 | 0% | 0 | 0% |
| District 1/Grid 2 | 1 | 0 | 100% | 3 | -67% | 14 | 0 | 1400% | 10 | 40% | 0 | 0 | 0% | 0 | 0% |
| District 1/Grid 3 | 0 | 0 | 0% | 0 | 0% | 0 | 0 | 0% | 0 | 0% | 0 | 0 | 0% | 0 | 0% |
| District 1/Grid 4 | 0 | 0 | 0% | 0 | 0% | 3 | 13 | -77% | 0 | 300% | 0 | 0 | 0% | 0 | 0% |
| District 1/Grid 10 | 0 | 0 | 0% | 0 | 0% | 0 | 0 | 0% | 0 | 0% | 0 | 0 | 0% | 0 | 0% |
| District 1/Grid 11 | 0 | 0 | 0% | 1 | -100% | 0 | 0 | 0% | 0 | 0% | 0 | 0 | 0% | 0 | 0% |
| District 1/Grid 12 | 0 | 0 | 0% | 0 | 0% | 0 | 0 | 0% | 0 | 0% | 0 | 0 | 0% | 0 | 0% |
| District 2/Grid 5 | 0 | 1 | -100% | 0 | 0% | 1 | 0 | 100% | 0 | 100% | 1 | 1 | 0% | 1 | 0% |
| District 2/Grid 16 | 0 | 0 | 0% | 0 | 0% | 0 | 0 | 0% | 0 | 0% | 0 | 0 | 0% | 0 | 0% |
| District 3/Grid 6 | 0 | 0 | 0% | 1 | -100% | 0 | 0 | 0% | 0 | 0% | 1 | 1 | 0% | 0 | 100% |
| District 4/Grid 7 | 1 | 0 | 100% | 0 | 100% | 0 | 0 | 0% | 13 | -1300% | 0 | 1 | -100% | 3 | -300% |
| District 4/Grid 15 | 0 | 0 | 0% | 0 | 0% | 0 | 0 | 0% | 0 | 0% | 0 | 0 | 0% | 0 | 0% |
| District 5/Grid 8 | 0 | 0 | 0% | 1 | -100% | 1 | 1 | 0% | 3 | -67% | 0 | 0 | 0% | 1 | -100% |
| District 6/Grid 9 | 0 | 2 | -200% | 0 | 0% | 3 | 0 | 300% | 0 | 300% | 0 | 0 | 0% | 0 | 0% |
| District 6/Grid 13 | 0 | 0 | 0% | 0 | 0% | 0 | 0 | 0% | 0 | 0% | 0 | 0 | 0% | 0 | 0% |
| District 6/Grid 14 | 0 | 0 | 0% | 0 | 0% | 0 | 0 | 0% | 0 | 0% | 0 | 0 | 0% | 0 | 0% |
| Other | 0 | 0 | 0% | 0 | 0% | 0 | 0 | 0% | 0 | 0% | 0 | 0 | 0% | 0 | 0% |
| TOTALS | 2 | 3 | -33% | 6 | -67% | 22 | 14 | 57% | 38 | -42% | 2 | 3 | -33% | 5 | -60% |

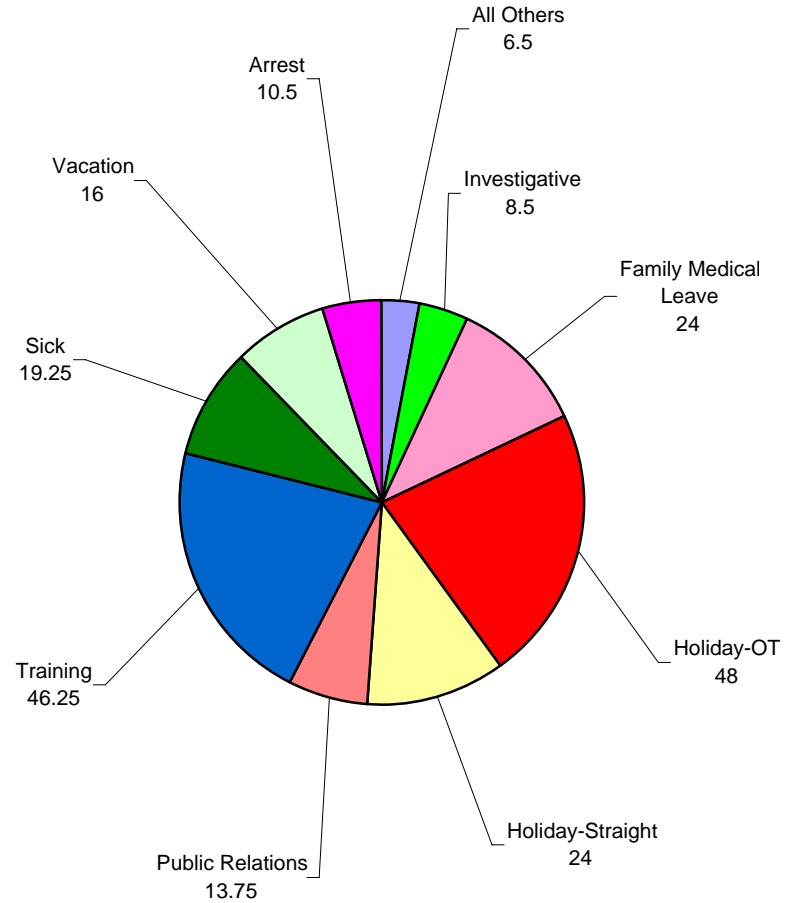
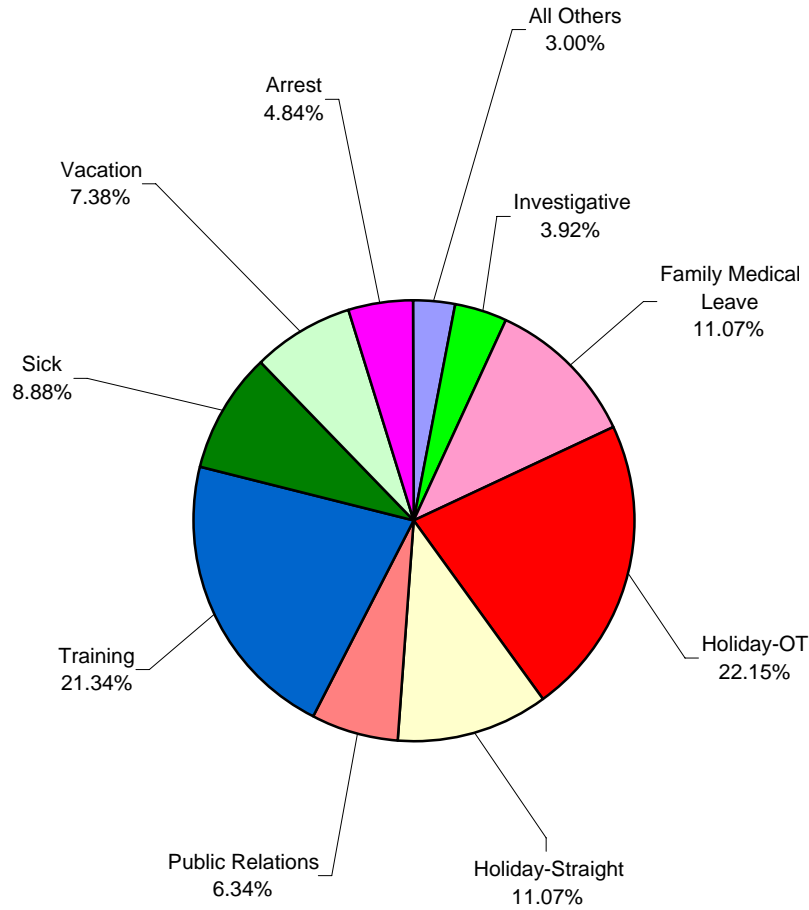
| Business Checks | | | | | | SIFA/1037 | | | | | Open Doors | | | | |
|-----------------|------------|------------|-------------|-------------|-------------|-----------|------------|------------|-------------|------------|------------|------------|------------|-------------|-------------|
| | RP Totals | LRP Totals | % Change | LYRP Totals | % Change | RP Totals | LRP Totals | % Change | LYRP Totals | % Change | RP Totals | LRP Totals | % Change | LYRP Totals | % Change |
| Totals | 218 | 403 | -46% | 689 | -68% | 13 | 11 | 18% | 10 | 30% | 5 | 3 | 67% | 7 | -29% |

Financial Information

| Municipal Court Fines/Forfeitures | 2008 | 2007 | | Fond du Lac Clerk of Courts Fines/Forfeitures | 2008 | 2007 |
|--|---------------------|---------------------|------------------------|--|--------------------|------------------|
| January | \$ 2,335.87 | \$ 1,828.80 | | January | \$ - | \$ 137.81 |
| February | \$ 3,238.00 | \$ 2,202.50 | | February | \$ - | \$ - |
| March | \$ 3,577.25 | \$ 16,440.01 | | March | \$ - | \$ - |
| April | \$ 2,222.30 | \$ 1,986.80 | | April | \$ - | \$ 63.64 |
| May | \$ 1,965.66 | \$ 4,390.88 | | May | \$ 112.50 | \$ 268.27 |
| June | \$ 2,102.50 | \$ 2,308.65 | | June | \$ - | \$ - |
| July | \$ 1,356.00 | \$ 3,110.01 | | July | \$ - | \$ - |
| August | \$ - | \$ 3,764.40 | | August | \$ - | \$ 138.86 |
| September | \$ - | \$ 2,289.50 | | September | \$ - | \$ - |
| October | \$ - | \$ 2,690.99 | | October | \$ - | \$ - |
| November | \$ - | \$ 1,850.00 | | November | \$ - | \$ - |
| December | \$ - | \$ 1,323.00 | | December | \$ - | \$ - |
| Year to Date Amount | \$ 16,797.58 | \$ 44,185.54 | | Year to Date Amount | \$ 112.50 | \$ 608.58 |
| Other Revenue | RP Totals | LRP Totals | LYRP Totals | YTD | LYTD | |
| Parking Tickets | \$ 105.00 | \$ 135.00 | \$ 160.00 | \$ 4,310.00 | \$ 3,055.00 | |
| Bike Licenses | \$ 35.00 | \$ 25.00 | \$ 55.00 | \$ 97.00 | \$ 140.00 | |
| Operators Licenses | \$ 5.00 | \$ 125.00 | \$ 195.00 | \$ 585.00 | \$ 1,160.00 | |
| Vehicle Lockout Fees | \$ 60.00 | \$ 120.00 | \$ 60.00 | \$ 630.00 | \$ 570.00 | |
| Copies | \$ 32.39 | \$ 7.92 | \$ 5.90 | \$ 93.11 | \$ 87.58 | |
| Miscellaneous | \$ - | \$ - | \$ - | \$ 80.00 | \$ 250.00 | |
| Totals | \$ 237.39 | \$ 412.92 | \$ 475.90 | \$ 5,795.11 | \$ 5,262.58 | |

OVERTIME BY PERCENT

OVERTIME BY HOURS



Total Hours: 216.75

**OVERTIME TAKEN AS PAY
OVERTIME TAKEN AS COMP**

**149.50 Hrs
67.25 Hrs**

Note: Previous years overtime analysis included only that taken in overtime pay.

| Reason for Overtime | RP | LRP | LYRP |
|--------------------------------|---------------|---------------|---------------|
| | Jul-08 | Jun-08 | Jul-07 |
| Arrest Related | 10.5 | 21 | 11.5 |
| Public Relations | 13.75 | 3 | 0 |
| Vacation/Personal Day/etc. | 16 | 58 | 122 |
| Holiday Related - Time & 1/2 | 48 | 0 | 56 |
| Holiday Related - Straight Pay | 24 | 0 | 24 |
| Court Related | 0 | 10.5 | 5 |
| Sick Leave | 19.25 | 8 | 8 |
| Training Related | 46.25 | 131.5 | 0 |
| Investigative | 8.5 | 2.25 | 44.25 |
| Shift Rotation Change | 0 | 0 | 52 |
| Family Medical Leave | 24 | 0 | 0 |
| Call-In | 0 | 2 | 0 |
| Total Other | 6.5 | 107 | 2.5 |
| Total Overtime Hours | 216.75 | 343.25 | 325.25 |

| Reason for Overtime | RP % | LRP% | LYRP % |
|--------------------------------|----------------|----------------|----------------|
| | Jul-08 | Jun-08 | Jul-07 |
| Arrest Related | 4.84% | 6.12% | 3.54% |
| Public Relations | 6.34% | 0.87% | 0.00% |
| Vacation/Personal Day/etc. | 7.38% | 16.90% | 37.51% |
| Holiday Related - Time & 1/2 | 22.15% | 0.00% | 17.22% |
| Holiday Related - Straight Pay | 11.07% | 0.00% | 7.38% |
| Court Related | 0.00% | 3.06% | 1.54% |
| Sick Leave | 8.88% | 2.33% | 2.46% |
| Training Related | 21.34% | 38.31% | 0.00% |
| Investigative | 3.92% | 0.66% | 13.60% |
| Shift Rotation Change | 0.00% | 0.00% | 15.99% |
| Family Medical Leave | 11.07% | 0.00% | 0.00% |
| Call-In | 0.00% | 0.58% | 0.00% |
| Total Other | 3.00% | 31.17% | 0.77% |
| Total Overtime Hours | 100.00% | 100.00% | 100.00% |